



Deleting Browser History

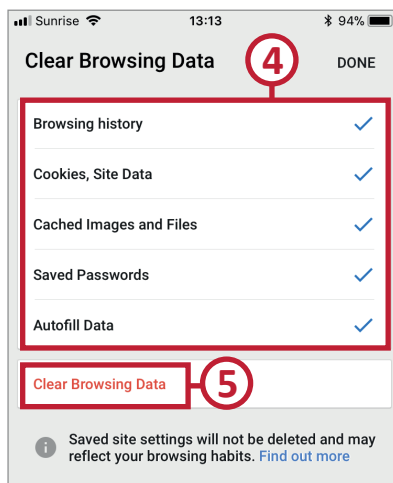
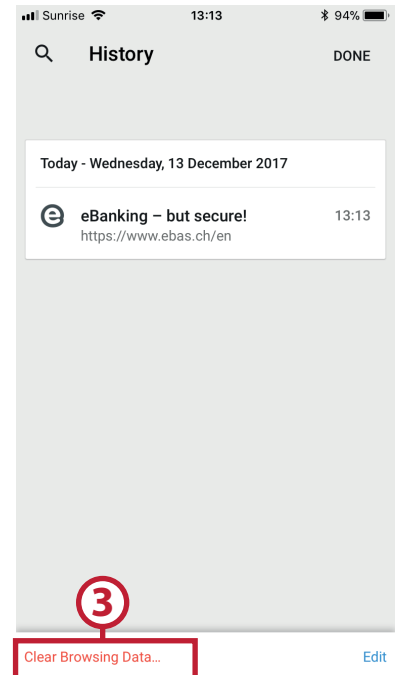
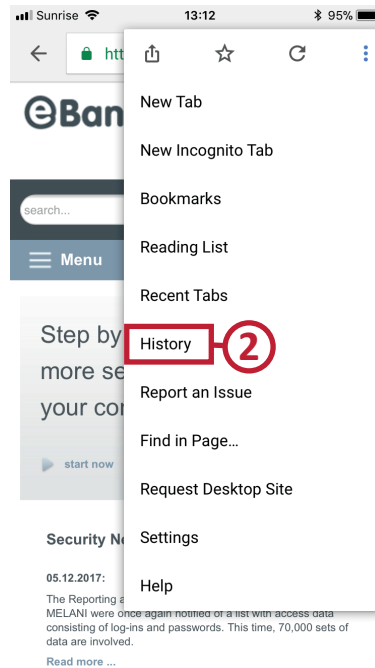
iOS: Chrome 63 Mobile and above



① Tap the symbol in the top-right corner of your window 

② Select item *History*.

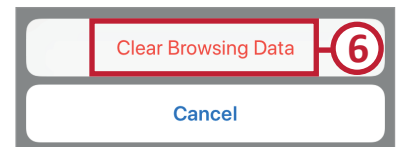
③ Tap *Clear Browsing Data...*



④ Activate the items selected in this illustration.

⑤ Tap *Clear Browsing Data*.

⑥ Tap *Clear Browsing Data* once again.



«eBanking – but secure!» is offering helpful security hints for e-banking users

eBanking but secure!

You will find further practical information on measures and approaches required to ensure that e-banking applications are used securely under www.ebankingbutsecure.ch. The use of this website is free.

Hochschule Luzern – Informatik
Campus Zug-Rotkreuz, Suurstoffi 41b
CH-6343 Rotkreuz